



California Exposition and State Fair Police Department

PHONE (916) 263- 3050 ★ 1600 Exposition Boulevard, Sacramento, CA 95815

DEPARTMENTAL GENERAL ORDER

ORDER № 3700.00

Feb 2020 (Revised)

04/2002 (Original)

Uniform Specifications Manual

INTRODUCTION

The California Exposition & State Fair Police Department's Uniform Specifications Manual is being revised and updated to reflect current uniform standards. This revised Uniform Specifications Manual is mirrored after another local law enforcement agency. The following significant changes to the police department's police uniforms are:

1. The former Class-A and Class-B (CHP style) uniforms, consisting of tan-colored long pants, tan-colored long-sleeve shirts, and tan-colored short-sleeve shirts are being phased out and will no longer be authorized. A grace period is allowed for the remaining police officers who still have the former Class-A and Class-B tan-colored uniforms (i.e. until worn and need replacement).
2. The former Class-D (warm-weather) uniform consisting of Khaki-colored shorts, with or without cargo pockets, and the white-colored polo-style shirt are being phased out and will no longer be authorized. A grace period is allowed for the remaining police officers who still have the former Class-D uniforms (i.e. until worn and need replacement).
3. The revised Class-A, Class-B, and Class-C uniforms will consist of the black-colored BDU style, long pants, long-sleeve shirt with police shoulder patches, short-sleeve shirt with police shoulder patches, with black shoes.
4. The revised Class-D (warm-weather) uniform will consist of black-colored BDU style uniform cargo short pants, black-colored BDU style short-sleeve shirt with police shoulder patches, and black-colored shoes. The Class-D (warm-weather) uniform will only be authorized between May 1st and October 31st of each calendar year.
5. An authorized alternative to the revised Class-D (warm-weather) uniform will be the black-colored BDU style uniform cargo short pants with a safety yellow-colored police polo shirt with police shoulder patches.

The mission of the California Exposition & State Fair Police is to:

Provide for the safety and security of visitors, employees, and stakeholders; keep order and preserve the peace; and support the economic well-being of the California Exposition & State Fair.

Contents of Manual

OVERVIEW.....2

SECTION I – UNIFORM AND ATTIRE POLICY.....3

SECTION II – GROOMING STANDARD.....4

SECTION III – ATTIRE FOR UNIFORMED PERSONNEL.....5

SECTION IV – UNIFORM PROTOCOL.....6

SECTION V – UNIFORM SPECIFICATIONS.....8

SECTION VI – PINS21

SECTION VII – PATCHES, STARS, BARS, AND STRIPES.....22

SECTION VIII – BADGES AND SHIELDS.....23

SECTION IX – EQUIPMENT.....25

Overview

Personnel shall be responsible for knowing the contents of this manual and following its guidelines while on duty.

The prescribed attire for the members of the California Exposition and State Fair Police Department shall be the attire established by the Chief and shall be worn at all times when on duty, unless otherwise dictated by duty assignment.

SECTION I

Uniform Policy

- A. Uniformed personnel shall, while on duty and absent order to the contrary, be attired and equipped in the manner described in this manual and shall present a conservative, professional appearance.
- B. It is the responsibility of all supervisors and managers to consistently inspect the condition of staff uniforms and apparel.
- C. Uniformed personnel shall possess and maintain in good condition all apparel and equipment mandated for their assignment. Personnel shall wear only the uniform specified for their rank or assignment.
- D. Uniforms shall fit properly and be maintained in a neat, clean, pressed condition. Items that are faded, with apparent mends, or in need of repair should be replaced as appropriate.
- E. All Peace Officers of this department shall possess and maintain at all times a serviceable uniform and the necessary equipment to perform uniformed field duty.
- F. Personnel shall not wear their uniform in public while off duty. While traveling to and from work in a private vehicle, employees shall cover their uniform with an outer garment so as to not bring attention to the employees while off duty.
- G. Unless specifically authorized by the Chief of Police of his/her designee, California Exposition and State Fair Police Department employees may not wear any part of the uniform, be photographed wearing any part of the uniform, or identify him – or herself as a California Exposition and State Fair Police Officer to endorse, support, oppose, or contradict any of the following:
 - 1. Any political campaign or initiative.
 - 2. Any social issue, cause, or religion.
 - 3. Any product, service, company, or other commercial entity.
- H. Personnel working in uniform in an official off duty assignment shall comply with the regulations of this manual.
- I. All provisions for sworn personnel apply.
- J. Non-regulation articles shall not be worn on duty (i.e., non-approved uniform items), except as temporarily authorized for assignments and approved by the immediate supervisor for which regulation articles would be inappropriate.
- K. Personnel may request the modification or addition of uniform or equipment items by submitting a written request through the chain of command. No new or modified article shall be worn except upon a revision of this manual or the issuance of written instructions.
- L. Uniform and clothing requirements are subject to department needs and individual assignments at the discretion of the Chief of Police of his designee.
- M. The Chief of Police may authorize deviations from clothing, uniform, appearance, and/or uniform requirements should he determine a particular case qualified as a legitimate exception based upon religious or medical circumstances, in which case written waiver will be issued.

SECTION II

Grooming Standards

Unless otherwise stated, the following additional appearance standards shall apply to all employees while wearing a uniform.

A. Uniformed Personnel

1. *Hair* – Hairstyles shall be neat in appearance. For male uniformed personnel, hair must not extend below the top edge of the uniform collar while assuming a normal stance. For female uniformed personnel, hair must be pulled back from the face (i.e., ponytail, bun, braid) and must not extend past the horizontal level of the bottom of the uniform patch when assuming a normal stance. Unusual or unnatural hair colors or styles are not permitted.
2. *Fingernails* – Fingernails extending beyond the tip of the finger can pose a safety hazard to Officers or others. For this reason, fingernails shall be trimmed so that no point of the nail extends beyond the tip of the finger. Fingernail polish, if worn, must be subdued in color.
3. *Cosmetics* – Cosmetics may be worn by female uniformed personnel if kept subdued and conservative in color and application.
4. *Jewelry* – Except for a single stud pierced earring worn in the lobe of each ear, which is permitted for female personnel only, no jewelry or personal ornaments shall be worn by Officers on any part of the uniform or equipment, except those authorized within this manual. Jewelry, if worn around the neck, shall not be visible above the shirt collar. One ring/set may be worn on each hand of the employee while on duty.

SECTION III

Attire for Uniformed Personnel

A. Uniform Classes

1. Class-A Uniform
 - a. The class-A uniform is to be worn on formal occasions such as funerals, graduations, ceremonies or as directed.
 - b. The class-A uniform consists of a 100% wool shirt and pant.
2. Class-B Uniform
 - a. The class-B uniform is the standard duty uniform.
 - b. All Officers will possess and maintain at least one class-B uniform at all times.
 - c. The class-B uniform may be worn at all times other than when a class-A uniform is specified.
 - d. The class-B uniform consists of a poly/wool-blend shirt and pant. Cargo pockets are optional on the pant.
3. Class-C Uniform
 - a. The class-C uniform may be worn in place of the class-B uniform, based on employee preference. ‘
 - b. The class-C uniform consists of a poly/cotton-blend shirt and cargo pant.
 - c. The class-C pant may be worn hemmed or bloused per supervisor discretion, depending on job assignment and duties.
4. Class-D Uniform
 - a. The class-D uniform is a warm-weather uniform that is approved for special events only at the discretion of the Chief or his designee.
 - b. The class-D uniform consists of a short-sleeve shirt and uniform cargo short.
5. Specialized-Unit Uniforms
 - a. Specialized-unit uniforms are utilized for specialty assignments. Examples of specialized-unit uniforms are the Bicycle Unit, Traffic Unit, and Honor Guard.

B. Information of Fabric Blends

1. The class-A uniform is constructed of 100% wool. Class-A uniforms shall only be professionally dry-cleaned. Class-A uniforms shall not be machine laundered at home.
2. The class-B uniforms are constructed of poly/wool blend. Polyester is a synthetic fiber that stands up to machine laundering better than fibers. The poly/wool uniforms may be dry-cleaned or machine laundered and pressed at home.
3. The class-C uniforms are constructed of a poly/cotton blend. The class-C uniforms are Teflon treated for water, staining, and bodily fluid resistance. The fabric is less susceptible to snags, tears, and abrasions. Poly/cotton fades more quickly than poly/wool if not cared for properly. Poly/cotton is more apt to retain its professional look if dry-cleaned. It is not desirable or convenient to have uniforms dry-cleaned, a poly/wool may be preferable.

SECTION IV

Uniform Protocol

When uniformed personnel gather for a major public event, all California Exposition and State Fair Police Department participants shall be consistent in their appearance and actions.

A. Funerals

1. Sworn Attire

- a. Uniformed personnel shall appear in class-A attire, including hat if issued, unless otherwise directed by the Chief.

2. Mourning Ribbons

- a. Upon authorization from the Chief of Police, the California Exposition and State Fair Police Department may honor those who have fallen by wearing the mourning ribbon.
- b. Sworn personnel may wear a solid black mourning ribbon on their badge to honor the passing of law-enforcement personnel. The mourning ribbon shall be:
 - Of ¼” solid black elastic fabric
 - Positioned from the point of the star nearest the left shoulder, crossing over the center of the badge number, to the bottom right valley of the star, closest to the heart
- c. Non-sworn personnel shall wear a black mourning ribbon on their shield to honor the passing of law-enforcement personnel. The mourning ribbon shall be:
 - Of ¼” solid black fabric
 - Positioned horizontally across the middle of the shield
- d. Non-sworn personnel not issued shields may wear a mourning ribbon on their issued ID card, positioned horizontally across the middle of the card.

3. Hat

- a. The hat shall be worn on the wearer’s head so that the brim is parallel to the ground when the wearer is standing at attention. The hat is positioned atop the head generally with two-finger distance from the top of the bridge of the nose to the bottom rim of the hat.

4. Salute

- a. As the funeral procession passes, the proper respect for the fallen shall be a hand salute.
- b. While wearing a hat, the proper salute shall be the right hand raised to the brim of the hat.
- c. For personnel not wearing a hat, the proper salute shall be the right hand raised to the outer corner of the right eyebrow.

B. Ceremonies

1. While in attendance at a ceremony during which the Pledge of Allegiance is recited and/or the playing of the National Anthem is performed, uniformed personnel shall show respect in one of the following ways:
 - a. With hat – hand salute, standing at attention
 - b. Without hat – hand over heart, standing at attention
2. On all such occasions, personnel should face the flag, or in the absence thereof, the music, and maintain that posture until the conclusion of the music, Pledge of Allegiance, or until a command is given, whichever is appropriate.

C. Parades

1. During parade-type events uniformed personnel shall render the appropriate respect for the flag as the colors pass by in one of the following ways:
 - a. With hat – hand salute, standing at attention
 - b. Without hat – hand over heart, standing at attention
2. As a general rule, respect should be rendered when the flag is within six paces and held until the flag has passed by the same length.
3. For uniformed personnel in vehicles who are unable to leave their vehicles, member shall sit in a dignified manner.

SECTION V

Uniform Specifications

A. Head Gear/Accessories


1. All head gear and accessories shall be worn as appropriate. Any head gear or accessories not listed here must be approved by the Uniform Committee prior to being worn.



Item	Color, Make, Brand, etc.	Photo
<p>Class-A Hat All Sworn Officers</p>	<p>Black, Hankin Bros., round peaked-cap style. Worn with the class-A uniform as directed.</p>	<p>Not available.</p>
<p>Hat Covers All Sworn Officers</p>	<p>Black vinyl. Shall be worn over class-A hat during rain.</p>	
<p>Helmet Motor Officers</p>	<p>Black/white approved helmet, various styles. Full-face helmets are optional. Shall be worn by Motor Unit Officers.</p>	
<p>Baseball Cap</p>	<p>Black department-issued baseball-style cap. Must be kept neat and clean, and free from any stains or fraying.</p>	<p>Not available.</p>

	A best effort shall be made to remove hat while indoors or in a vehicle.	
--	--	--

B. Jackets

1. All jackets shall be worn as appropriate.


Item	Color, Make, Brand, etc.	Photo
<p>Duty Jacket</p> <p>Officers</p>	<p>Black, 100% polyester / Gortex.</p> <p>Optional removable lining.</p> <p>May be worn with an embroidered name in yellow (3/8”) and/or a cloth badge.</p>	
<p>Rain Jacket</p> <p>Officers</p>	<p>Black / reversible to reflective green, 100% polyester lining, 100% nylon shell, Gortex w/ Cross-Tech.</p>	<p>Not available.</p>



<p>Class-A/Class-B Leather Motor jacket</p> <p>Motor Officers</p>	<p>Black, 100% leather, 100% nylon lining with 100% polyester insulation, various brands.</p> <p>May be worn with class-A and class-B Motor uniform.</p>	
<p>Rain Parka</p> <p>Motor Officers</p>	<p>Black, Gortex nylon shell with polyester insulation.</p> <p>May be worn with Motor.</p>	
<p>Class-C Motor Shirt</p>	<p>Black long-sleeve or short-sleeve Coolmax-style polyester shirt may be worn when not wearing the Kevlar Motor jacket.</p> <p>Olympic Uniforms style #CMA252.</p> <p>Shall be worn by Traffic Unit when wearing</p>	<p>Not available.</p>


	Kevlar pants.	
Ike Jacket	Black, 100% wool.	Not available.
Honor Guard	May be worn with class-A Honor Guard uniform only.	

C. Shirts

1. All shirts shall be worn as appropriate.
2. While en route to/from work, all uniformed personnel shall keep their patches covered.
3. Shirt sleeves shall not be rolled up in public. T-shirts shall not be seen hanging below the uniform short-sleeve shirt.



Item		Color, Make, Brand, etc.	Photo
Class-A Long-Sleeve Shirt		CESFPD black, 100% wool.	
Officers		Long sleeve.	
		<p>“P” buttons shall be affixed to each epaulet and pocket; brass for Officers and gold for Sergeants and above.</p> <p>Shall be worn with the class-A uniform.</p> <p>Shall be worn with a metal nameplate and metal badge.</p>	

<p>Class-B Long-Sleeve Shirt (Poly/wool blend)</p> <p>Officers</p>	<p>CESFPD black, poly/wool blend.</p> <p>Long sleeve.</p> <p>Shall be worn with the class-B uniform.</p> <p>Shall be worn with a metal nameplate and metal badge.</p>	
<p>Class-B Short-Sleeve Shirt (Poly/wool blend)</p>	<p>Black poly/wool blend.</p> <p>Short sleeve.</p> <p>Shall be worn with the class-B uniform.</p> <p>Shall be worn with a metal nameplate and a metal badge.</p>	<p>Not available.</p>
<p>Class-C Long-Sleeve Shirt</p> <p>Officers</p>	<p>Black poly/cotton blend.</p> <p>Shall be worn with the class-C uniform.</p> <p>Shall be worn with an embroidered name in yellow (3/8") and a cloth badge.</p>	

<p>Class-C Short-Sleeve Shirt Officers</p>	<p>Black poly/cotton blend.</p> <p>Shall be worn with the class-C or class-D uniform.</p> <p>Shall be worn with an embroidered name in yellow (3/8") and a cloth badge.</p>	
<p>Bike Shirt</p>	<p>Black and fluorescent yellow.</p> <p>Shall be worn with embroidered name and cloth badge.</p>	<p>Not available.</p>

D. Neck Accessories

1. All neck accessories shall be worn as appropriate. Any neck accessory not listed must be approved prior to being worn.



Item	Color, Make, Brand, etc.	Photo
<p>Ascot Motor Unit and Honor Guard</p>	<p>Shall be worn with the class-A Motor uniform in lieu of the tie.</p> <p>Shall be worn with the Honor Guard uniform.</p> <p>Motor Officers: Royal Blue. Honor Guard: Gold.</p>	
<p>Tie All Uniformed Staff</p>	<p>Black, 55% polyester/45% wool, various brands.</p> <p>Clip on.</p> <p>Shall be worn with the class-A uniform.</p>	
<p>Tie Clip All Uniformed Staff</p>	<p>Brass or gold with or without department star.</p> <p>Shall be worn with the class-A uniform.</p>	<p>Not available.</p>

E. Pants

1. All pants shall be worn as appropriate. Any pant not listed must be approved prior to being worn.

Item	Color, Make, Brand, etc.	Photo
Class-A Pant Officers	Black 100% wool. Shall be worn with the class-A uniform.	 A photograph of a pair of black, straight-leg, 100% wool pants. The pants are shown from the waist down, highlighting the front and side views. They have a simple, professional design with a visible waistband and belt loops.



<p>Class-B Pant (Poly/wool blend)</p> <p>Officers</p>	<p>Black poly/wool blend.</p> <p>May be worn as a class-A pant for non-sworn personnel not issued a class-A wool pant, or with the class-B uniform.</p> <p>Non-sworn class-A usage: No cargo pocket.</p> <p>Class-B usage: With or without cargo pocket, per officer preference.</p>	
--	--	---



<p>Class-C Pant</p> <p>Officers</p>	<p>Black poly/cotton blend.</p> <p>Shall be worn with the class-C uniform.</p> <p>Patrol Officers shall wear the pants hemmed, not bloused. K-9 and Specialty Units may wear the pants hemmed or bloused at their supervisor's discretion.</p>	
<p>Class-B Motor Breeches</p> <p>Motor Unit</p>	<p>Black 100% wool or other fabric blend.</p> <p>May be worn by Motor Units.</p>	

<p>Class-C Motor Kevlar Pants</p> <p>Motor Units</p>	<p>Black.</p> <p>May be worn by Motor Units.</p> <p>Shall be worn with class-C Kevlar Motor uniform (mandatory for those issued).</p> <p>Black long-sleeve or short-sleeve Coolmax-style shirt may be worn when not wearing the Kevlar Motor jacket.</p>	
<p>Bike Shorts</p> <p>Bicycle Unit</p>	<p>Black 100% nylon.</p> <p>Shall be worn by the Bicycle Unit.</p>	

F. Footwear

1. All foot gear shall be worn as appropriate. Any foot gear not listed must be approved prior to being worn.



Item	Color, Make, Brand, etc.	Photo
<p>Class-A Dress Shoe All Uniformed Staff</p>	<p>Black patent-leather, lace-up shoe.</p> <p>May be worn with class-A uniform.</p> <p>Black leather lace-up boots or oxfords that are polished to a high shine are also permitted for wear with the class-A uniform.</p>	
<p>Boots All Uniformed Staff</p>	<p>Black leather or synthetic with a polishable toe, various shaft heights.</p> <p>May be worn by all uniformed staff with class-A, -B, and -C uniforms.</p>	

<p>Motor Boot</p> <p>Motor Unit</p>	<p>Black leather pull-on boot.</p> <p>Metal ankle plates.</p> <p>May be worn by Motor Officers.</p>	
<p>Athletic Shoe</p> <p>All Uniformed Staff</p>	<p>Black leather, various brands.</p> <p>May be worn with class-D uniforms and by the Bicycle Unit.</p> <p>Shoe must be all black without a visible brand name, or the style of the shoe must have the brand name blacked-out.</p>	

SECTION VI

Pins

The following pins are to be worn either ¼” centered and above the name of the right breast uniformed shirt, or ¼” centered and above the ribbons. A maximum of two pins shall be worn at any given time. Items marked with an asterisk (*) denote that the rank of Sergeant and above shall be in gold.

Pin	Picture	Description
American Flag		May be worn by uniformed personnel to proudly show patriotism and commemorate the September 11, 2001 attacks on America.
Canine Detail		May be worn by uniformed Officers who are currently assigned to the K-9 unit. Brass letters, 3/8” high.

SECTION VII

Patches, Stars, Bars, and Stripes

Patches, stars, bars, and stripes identify agency, rank, and/or years of service. The following patches, stars, bars, and stripes are authorized to be worn with the California Exposition and State Fair Police Department uniform.

Item	Picture	Description
Department Patch	Not available.	<p>Identifies employees as a member of the California Exposition and State Fair Police Department.</p> <p>Traditional shoulder patch containing the seal of the City of Sacramento.</p> <p>Worn on each uniform shoulder, ½” below the shoulder seam of the uniformed shirt or jacket.</p>
Chief		<p>Identifies the Chief of Police.</p> <p>Four gold stars.</p> <p>Worn on the shirt collar centered 1” from and parallel to the edge of the collar.</p>
Lieutenant Bars		<p>Identifies the rank of Lieutenant.</p> <p>One gold bar.</p> <p>Worn on the shirt collar centered 1” from and parallel to the edge of the collar.</p>
Sergeant Stripes	Not available.	<p>Identifies the rank of Sergeant.</p> <p>Three striped chevrons.</p> <p>Worn ¼” below department patch on shirt sleeves.</p>

<p>Service Stripes</p>		<p>Each stripe signifies five years of law-enforcement service.</p> <p>Royal-blue stripe with gold edge worn at 45-degree angle on left forearm, 3” above cuff between front and rear crease.</p>
-------------------------------	---	---

SECTION VIII

Badges and Shields

Positions requiring a badge or shield shall be issued one by the California Exposition and State Fair Police Department as designated below.

Badge/Shield	Picture	Description
Chief Badge	Not available.	3”, seven-pointed star, 10K gold filled, hand engraved, name in black enamel, with four raised gold stars, upper gold banner for title.
Lieutenant Badge	Not available.	3”, seven-pointed star, gold-colored, hand engraved with blue enamel, with upper gold banner for title.
Sergeant Badge	Not available.	3”, seven-pointed star, gold-colored, hand engraved with blue enamel, with upper gold banner for title.
Officer Badge	Not available.	3”, seven-pointed star, brass, hand engraved with blue enamel.
Cloth Star Patch	Not available.	<p>Identifies employee as a law enforcement Officer for the California Exposition and State Fair Police Department traditional seven-pointed gold Police star with the Officer’s badge number embroidered.</p> <p>Worn on the class-C uniform, load-bearing vests, duty jacket, etc., in lieu of the traditional metal badge.</p>

BADGE RETENTION PROCEDURE

The purpose of this procedure is to establish guidelines for the issuance and retention of the police badge.

Officers issued a police badge with assigned badge number will retain the same badge number throughout their career with the police department. Badge numbers shall not be reissued once an employee separates from service (termination, resignation, or retirement).

Upon separation from service or promotion, the employee will turn in her/his current badge. In case of resignation (in good standing as determined by the Chief of Police) or retirement, the badge will be taken out of service, and presented to the employee by the California Exposition and State Fair Police Department. In the case of promotion, the employee shall turn in his/her current badge in exchange for a badge with the new rank. The submitted badge will then be retained until separation in good standing or retirement from the department. In the case in which an employee separates in good standing or retires with multiple badges, the California Exposition and State Fair Police Department will present the employee with all badges retained by the department.

SECTION IX

Equipment

Item	Picture
<p>Equipment Duty Belt</p> <p>The equipment duty belt shall be black synthetic leather laminate construction with a basket-weave finish, similar to Bianchi model #7950: The belt shall have a tri-release polymer buckle.</p> <p>Personnel are authorized to wear an optional black nylon equipment duty belt and accessories, OR leather duty belt with a basket-weave finish with brass buckle and accessories, AT THE OFFICER'S EXPENSE.</p>	
<p>Belt Liner</p> <p>The belt liner shall be a nylon hook and loop belt similar to Bianchi model #7205.</p>	

Suspender

Police uniform duty belt suspenders work under the uniform for additional duty belt support.



Double Magazine Holder

All sworn Officers are issued a double magazine holder similar to Bianchi model #7902.

The pouch shall be designed to accommodate two magazines. The dual-cover flaps of the pouch shall have snap fasteners or Velcro fasteners to secure the magazines. Employees are authorized to wear optional magazine pouches that permit the storage of more than two magazines.



Handgun Holster

All sworn Officers are issued a handgun holster.

The department-issued holster shall be constructed of synthetic leather laminate and compression molded to conform to the configuration of the handgun. The holster shall be black in color with a basket-weave finish, similar to Safariland model #6280.

The holster is a Level-II retention, top-draw, style. The holster shall have a metal-reinforced inside thumb break safety coupled with a rotating arch strap to retain the weapon until drawn. The holster is designed to be worn at the belt level, mid-ride.

Employees are authorized to wear an optional black nylon holster or molded kydex holster. Black nylon holsters with webbed, cloth appearance or genuine leather basket-weave appearance are permitted.

Employees are authorized to wear optional holsters that are specific to their job assignment. Shoulder holsters, ankle holsters, and tactical thigh holsters must have weapon retention, safety strap and the approval of the Rangemaster to be worn on duty.



Duty Belt Keepers (4)

Uniformed personnel are issued duty belt keepers dependent on job assignment.

The keepers shall have snap fasteners, or Velcro fasteners to secure the duty belt to the pant belt. Sergeants and above may have gold or black outer snaps.

Personnel are authorized to wear optional black basket-weave-finish duty belt keepers with brass snaps, **AT THE OFFICER'S EXPENSE.**



Baton (Wooden) and Grommet

All sworn Officers and Security Officers are issued a baton.

The department-issued baton shall be constructed from second-growth hardwood of hickory or oak. The baton shall be 1-3/16 to 1-1/4 inches in diameter and 26 or 29 inches in length. The baton shall be 15 to 17 ounces in weight and be natural dark in color. The baton shall have a black neoprene rubber baton grommet, located seven to nine inches from the butt end.

Employees are authorized to utilize an optional laminated wooden baton manufactured by Dymondwood. The laminated baton shall be constructed from layers of



dark brown or black hardwood and epoxy-resin lamination under intense pressure. The baton shall be 1-1/8 to 1-1/4 inches in diameter and 26 or 29 inches in length. The baton shall be 22 to 27 ounces in weight and be natural dark in color. The baton shall have a black neoprene rubber baton grommet, located seven to nine inches from the butt end.

Side-handle batons are not authorized.




Baton Holder

All sworn Officers may have a baton holder similar to Bianchi mode #7904.

The holder shall be fashioned in a loop-style configuration, finished to 3/4" wide by 4" in length. The finish shall be black color with a basket-weave design.

The holder shall incorporate a 1-1/2 inch (inside diameter) ring, constructed of metal or plastic, to secure the baton.



<p>Tactical Expandable Baton</p> <p>All sworn Officers who have successfully completed a P.O.S.T.-approved Basic Collapsible Baton course are issued a tactical expandable baton.</p> <p>Approved batons must be composed of metal, manufactured by Winchester, ASP, or Monodnock. Batons shall be between 24 and 28 inches in length when expanded.</p>	
<p>Expandable Baton Holder</p> <p>Personnel issued an expandable baton shall be issued an expandable baton holder similar to Bianchi model #7913.</p> <p>Personnel are authorized to utilize a rotating-side break-style baton holder.</p>	
<p>Handcuffs</p> <p>Handcuffs are made of high-carbon, 10-ounce nickel-plated steel and are connected together with a rotating chain link. The handcuffs shall have a double-locking feature. Peerless or Smith & Wesson brands.</p> <p>Employees are authorized to utilize “hinged” handcuffs as an option. The use of “thumb cuffs” is not authorized.</p>	

Handcuff Case

All sworn Officers may have two handcuff cases or one double cuff (single) or #7917 (double).

A cover flap for the case shall have a snap fastener or Velcro fastener to secure the handcuffs inside.



Riot Baton and Grommet

Riot batons are authorized for civil-disobedience incidents. Employees should complete the department crown control and riot-training course.

The riot baton shall be constructed from second growth hardwood of hickory or oak. The baton shall be 1-3/16 to 1-1/4 inches in diameter and 42 inches in length.

The baton shall be 24 to 28 ounces in weight and be natural dark in color or stained black. The baton may utilize a black neoprene rubber baton grommet.

Employees are authorized to utilize an optional laminated wooden baton manufactured by Dymondwood. The laminated baton shall be constructed from layers of dark brown or black hardwood and epoxy resin lamination



under intense pressure. The baton shall be 1-1/8 inches in diameter and 42 inches in length. The baton shall be 31 ounces in weight and be natural dark in color. The baton may utilize a black neoprene rubber baton grommet.

O.C. Spray

All sworn Officers are issued O.C. spray. The department-issued is Oleoresin Capsicum (O.C.) spray.



O.C. Spray Holder

All sworn Officers are issued an O.C. spray holder similar to Bianchi model #7907. Open top holders are also authorized for use.



Flashlight

Employees are authorized to utilize other brands of flashlights; however, the overall length shall not exceed 17-1/2 inches in length.



Body Armor

The department-issued body armor shall be a Level III-A or Level II (at Officer's request) rated vest. The body armor vest shall have a removable, washable outside carrier.



Load-Bearing Vest (Raid Vest)

Must have the word “POLICE” clearly visible in white or yellow lettering, no less than 1 1/2” in height, on front and back.

A cloth or metal badge must be clearly displayed.



A. Personal and Optional Equipment

1. Employees are authorized to utilize optional equipment that is their own personal property.
2. Any of the items listed in the Uniform and Equipment Specifications as “optional” shall be purchased at the expense of the employee. No part of the purchase cost shall be offset by the police department for the cost of providing the department-issued item.
3. No finite list of optional equipment can be thoroughly compiled. The following is a list of items that will be authorized for use of the employee’s duty belt:
 - a. Tactical weapon light.
 - b. Folding knife and knife holder.
 - c. Tactical flashlight and holder.
4. Optional equipment must be purchased at the employee’s expense and will be considered personal property. Maintenance of “optional” items shall be the financial responsibility of the purchasing employee (for example, repairs due to normal wear and tear).
5. Replacement of items listed in this order as “optional” shall be done as follows:
 - a. When the item is no longer functional because of normal wear and tear, the employee bears the full cost of replacement.