

Insect Sticky Trap Activity



Goal: Imitate technique inspectors use to detect the presence of insects in their area

Supplies: 8 1/2" x 11" cardstock, petroleum jelly (vaseline), cotton balls, & 15 inch string

Steps:

1. Fold cardstock into 3 sections and spread petroleum jelly on the middle section with cotton balls.
2. Punch two holes: 1 hole on each outer section about 1/2 inch away from the edge.
3. Thread the string through the 2 holes, make a knot, and make a second knot at the strings' end, so there is a hanging loop.
4. Hang the trap on a tree branch outside. Check on it after a week to see how many insects land in the trap.

folded

Area for Petroleum Jelly

folded

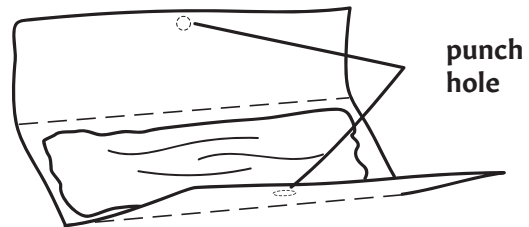

folded

Area for Petroleum Jelly

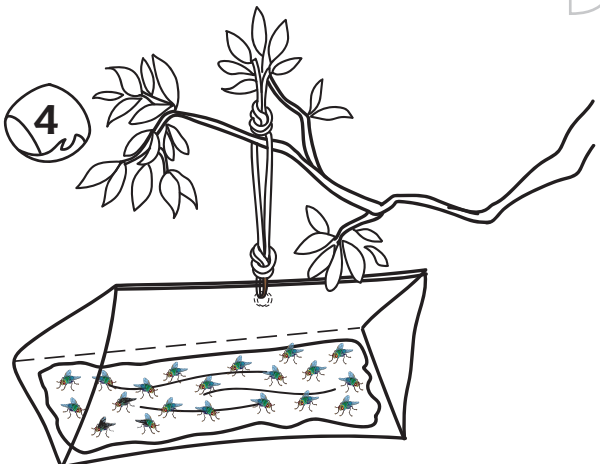
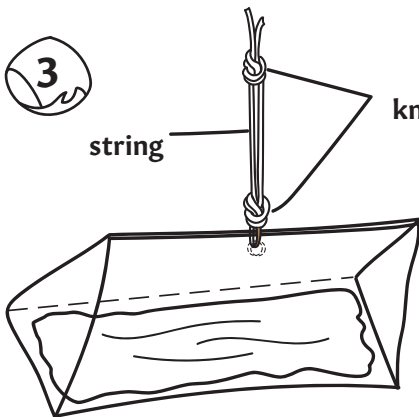
folded



petroleum jelly cotton balls



string knots



For more info go to LearnAboutAg.org